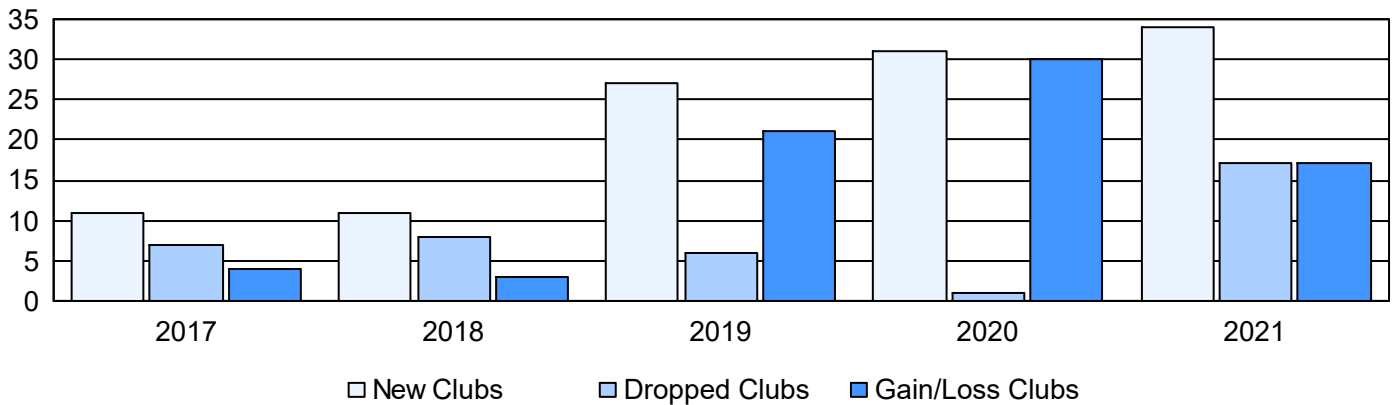
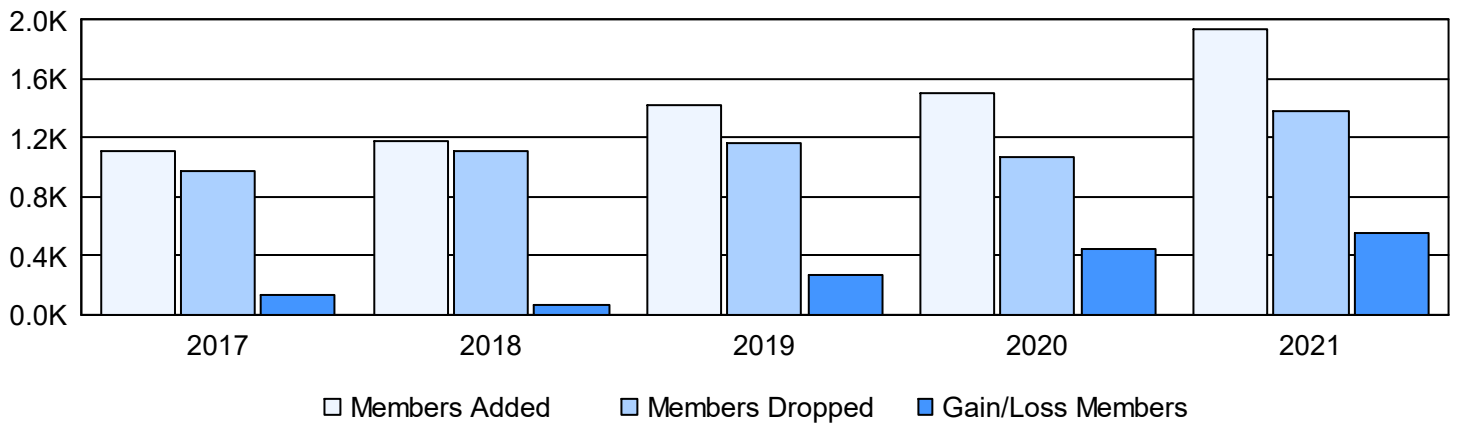


Year	New Clubs	Dropped Clubs	Gain/ Loss Clubs	New Members	Charter Members	Reinstate Members	Transfer Members	Total Member Added	Total Members Dropped	Gain/ Loss Members
2016-2017	11	7	4	654	389	57	7	1,107	971	136
2017-2018	11	8	3	884	243	45	13	1,185	1,113	72
2018-2019	27	6	21	568	749	96	11	1,424	1,160	264
2019-2020	31	1	30	651	735	100	23	1,509	1,065	444
2020-2021	34	17	17	996	856	51	33	1,936	1,376	560
Average	23	8	15	751	594	70	17	1,432	1,137	295

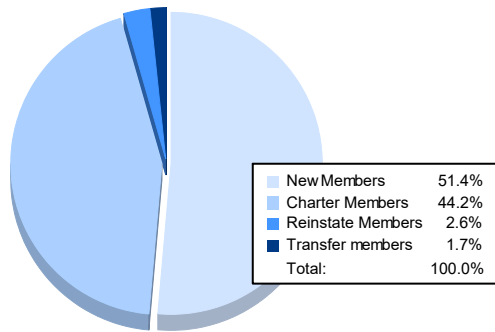
Clubs



Members



Membership Composition June 2021 Cumulative



Gender Composition June 2021 Cumulative

